

COVID-19 DAILY STATISTICS**RUTHERFORD COUNTY**

Data Source: Foothills Health District

AUGUST 26, 2020

Total Tested	10,303
Total Negative Tests	9,295
Total Pending Tests	44
Total Positive Tests	964

Percent Positive of Individuals Tested	9.4%
Households Affected	629

Breakdown of Positive Tests

Quarantined at Home	126
Quarantined at Hospital	13
Ages (25-49)	1
Ages (50-64)	5
Ages (65+)	7

Total Active Positives 139

Out of Quarantine	802
Deceased - Total	23
Ages (25-49)	1
Ages (50-64)	7
Ages (65+)	15

Breakdown of Positive Cases by Category

Female	508
Male	456
Ages (0-17)	87
Ages (18-24)	115
Ages (25-49)	368
Ages (50-64)	245
Ages (65+)	149
28018 (Bostic)	51
28020 (Casar)	1
28040 (Ellenboro)	72
28043 (Forest City)	324
28114 (Mooresboro)	73
28139 (Rutherfordton)	306
28160 (Spindale)	83
28167 (Union Mills)	26
28746 (Lake Lure)	28
American Indian	2
Asian	3
Black	195
Hispanic	116
Pacific Islander	1
White	647

ESTADISTICAS DIARIAS DEL COVID-19**CONDADO DE RUTHERFORD**

Fuente De Informacion: Distrito de Salud Foothills

AGOSTO 26, 2020

Total de Examinados	10,303
Total de Casos Negativos	9,295
Total de Casos Pendientes	44
Total de los Casos Positivos	964

Porcentaje Positivo de Individuos Evaluados	9.4%
Hogares Afectados	629

Desglose de los Exámenes Positivos

Cuarentena en el Hogar	126
Cuarentena en el Hospital	13
Edades (25-49)	1
Edades (50-64)	5
Edades (65+)	7

Total De Casos Positivos Activos 139

Fuera de la Cuarentena	802
Muertes - Total	23
Edades (25-49)	1
Edades (50-64)	7
Edades (65+)	15

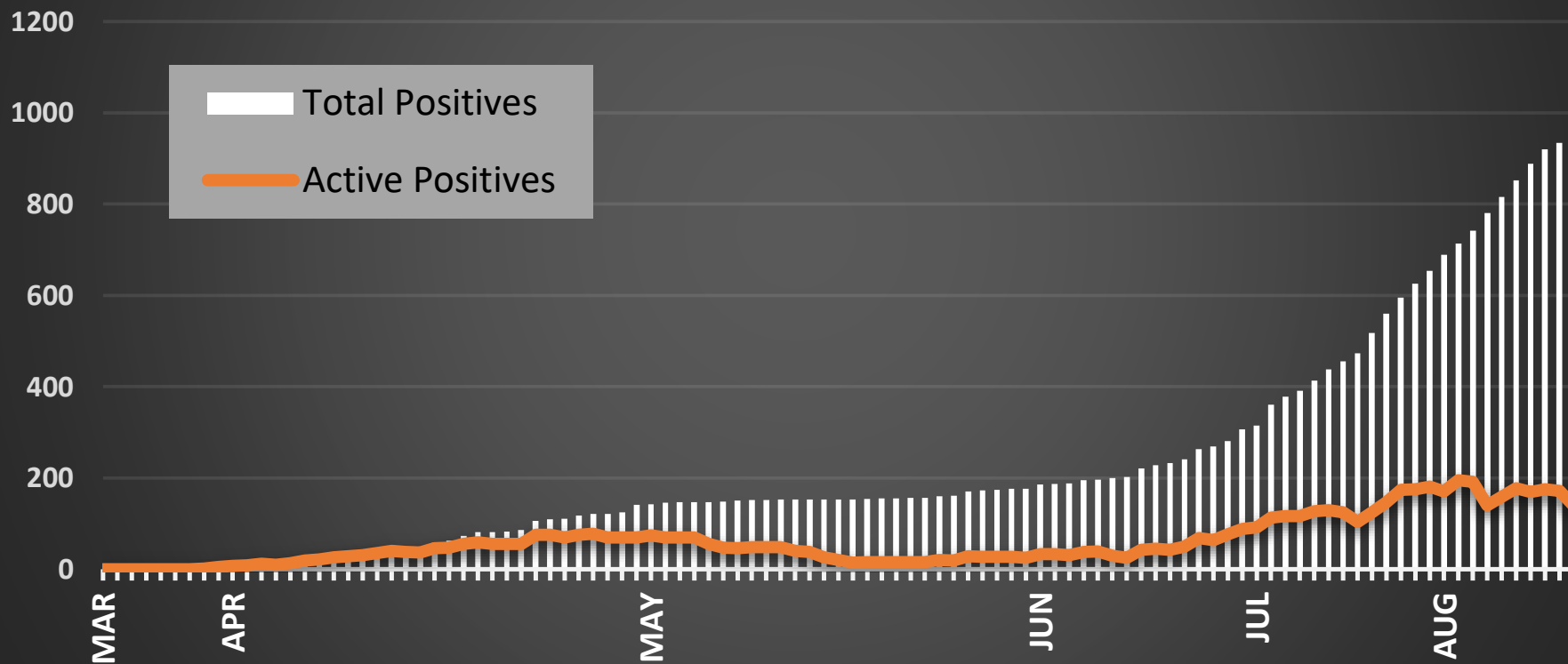
Desglose de Casos Positivos por Categoría

Hembras	508
Machos	456
Edades (0-17)	87
Edades (18-24)	115
Edades (25-49)	368
Edades (50-64)	245
Edades (65+)	149
28018 (Bostic)	51
28020 (Casar)	1
28040 (Ellenboro)	72
28043 (Forest City)	324
28114 (Mooresboro)	73
28139 (Rutherfordton)	306
28160 (Spindale)	83
28167 (Union Mills)	26
28746 (Lake Lure)	28
Indio Americana	2
Asiático	3
Negra	195
Hispana	116
Isleño del Pacífico	1
Blanca	647

TOTAL VS. ACTIVE POSITIVE CASES

Rutherford County - COVID-19

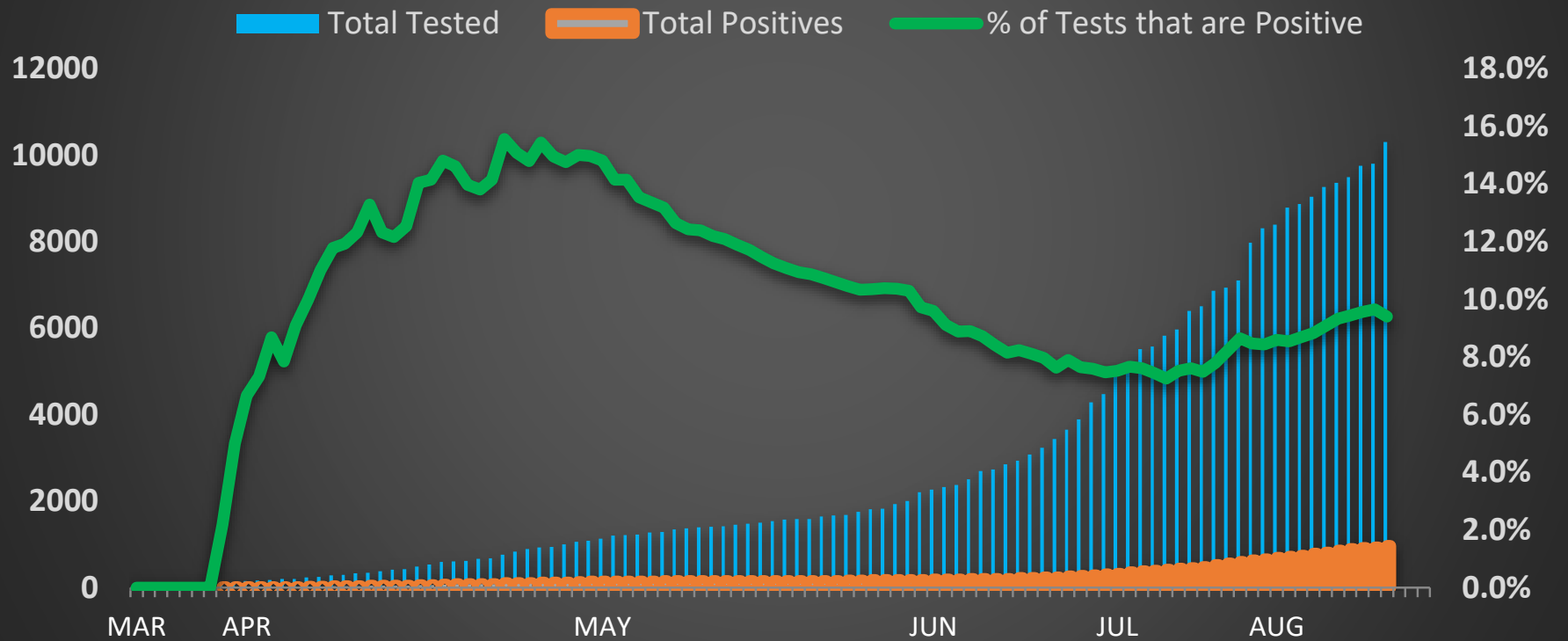
Updated: 08-26-20



% OF TESTS THAT ARE POSITIVE

Rutherford County - COVID-19

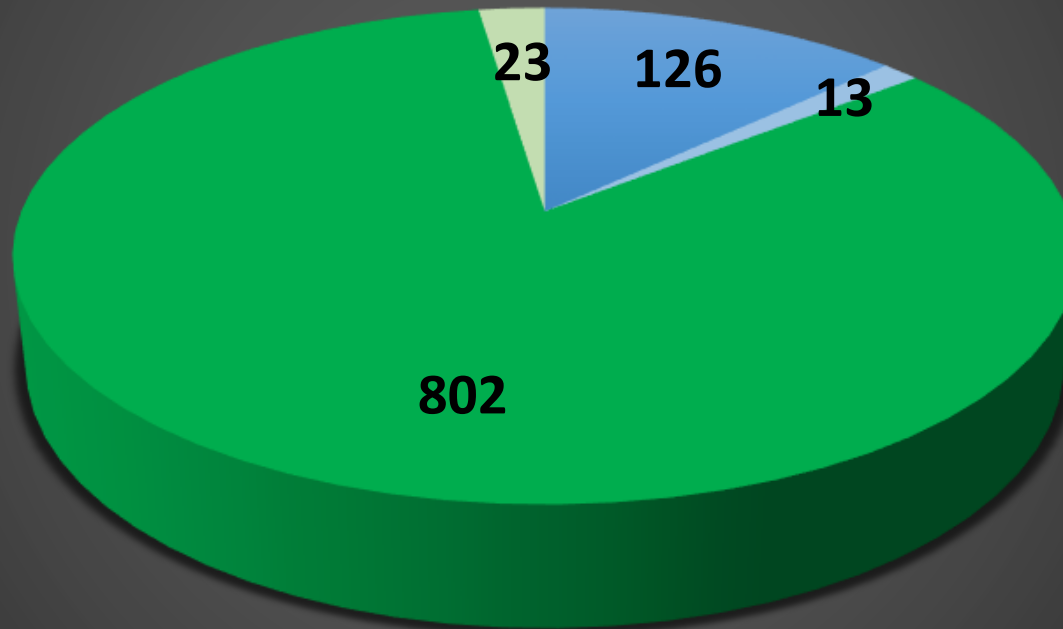
Updated: 08-26-20



STATUS OF POSITIVE CASES

Rutherford County- COVID-19

Updated: 08-26-20

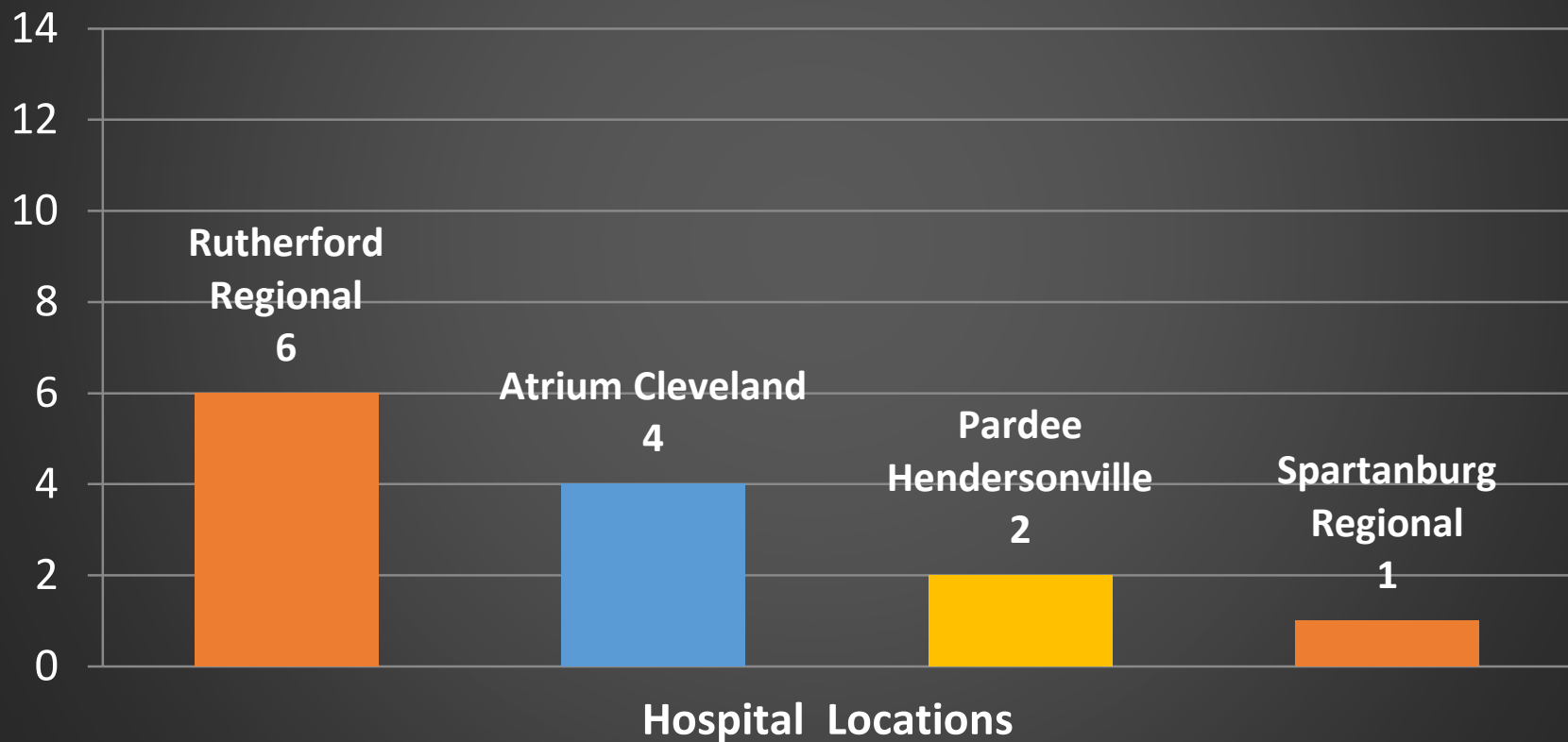


■ Quarantined ■ Hospitalized ■ Out of Quarantine ■ Deceased

CURRENT HOSPITALIZATIONS

Rutherford County- COVID-19

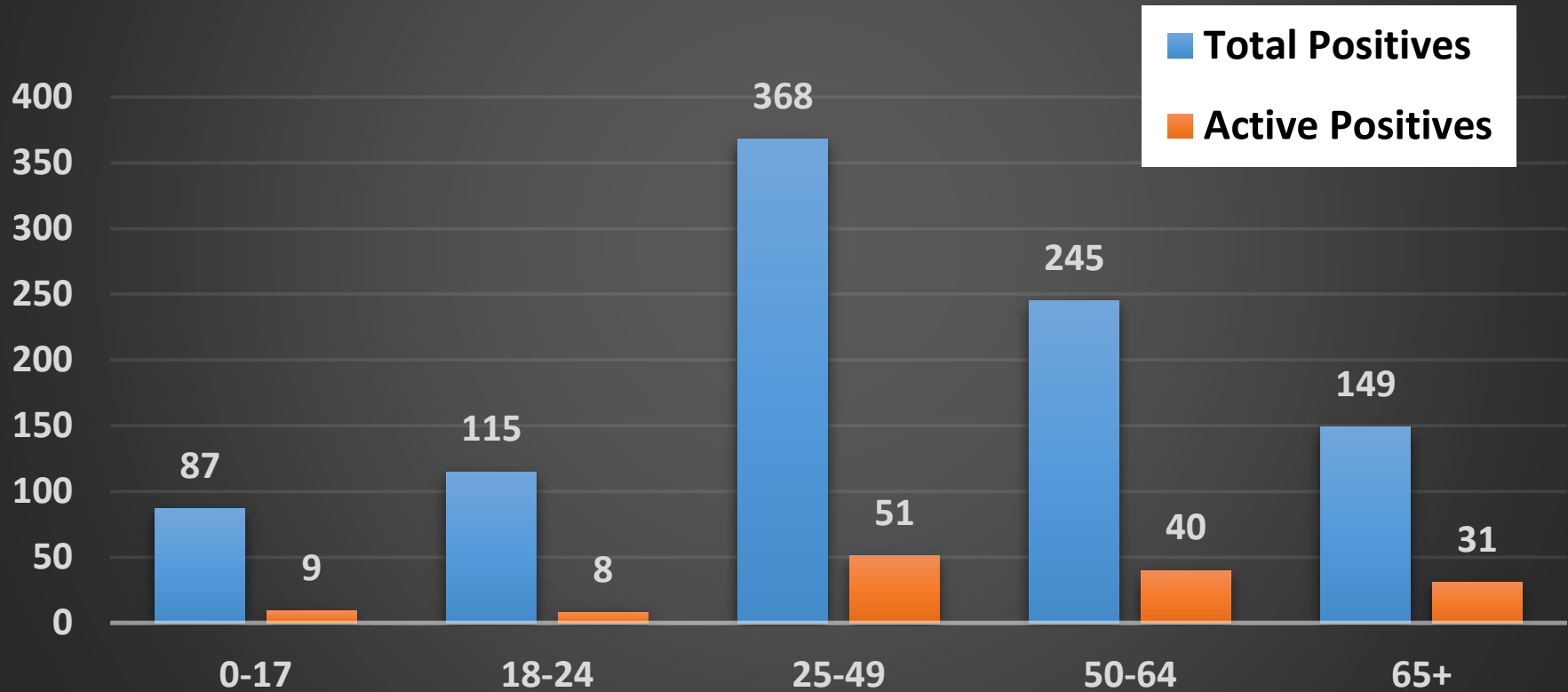
Updated: 08-26-20



AGE RANGES

Rutherford County- COVID-19

Updated: 08-26-20



ZIP CODE DISTRIBUTION

Rutherford County- COVID-19

Updated: 08-26-20

